



International
Nursing Review



Workshop for Writing for Journal publication

**Professor Sue Turale, RN, DEd, FACN,
FACMHN**



International Council of Nurses
Consejo Internacional de Enfermeras
Conseil International des Infirmières

WILEY

ACKNOWLEDGEMENT

Many ideas for this presentation come from:

John Wiley & Sons. (2016) *Writing for Publication: An Easy Guide for Nurses Interested in Publishing their Work*. City n.s.: authors.

[http://onlinelibrary.wiley.com/store/10.1111/\(ISBN\)1466-7657/asset/homepages/Writing_for_Publication.pdf?v=1&s=7240c0215d71cb6a77f38d4b84fbefd93c068902](http://onlinelibrary.wiley.com/store/10.1111/(ISBN)1466-7657/asset/homepages/Writing_for_Publication.pdf?v=1&s=7240c0215d71cb6a77f38d4b84fbefd93c068902)

Description & Objectives

Intended for novice and more experienced authors who want to meet with higher success in publishing original research, practice articles, experiences from the field, and other types of journal articles.

- 1. Learn some important tips involved in writing for journals.**
- 2. Gain confidence in applying new knowledge to an individual manuscript.**
- 3. Develop a personal strategy for writing and submitting a particular manuscript.**

INTERNATIONAL PUBLISHING

Growing number of journals, rising publication standards, highly competitive

In a number of countries there are strong drivers to publish in high impact factor journals

Growing number of journals with an impact factor

Many high quality journals without impact factor

Choice of publication is important

Beware of sub-standard journals that are not rigorous, and be cautious of online invitations to submit to a journal.



Coping with knowledge explosion of 20th - 21st centuries and the need to reform health, education and practice.

Choose information wisely. Ask questions.

Using knowledge in different situations (Turale, 2015) :

- 1. What do we need to know (to learn, or research, or teach)?*
- 2. What is nice to know (but is not necessary in this situation)?*
- 3. What doesn't need to be known (for this particular situation)?*

What resources do I look at? What questions should we ask to improve health? How do we decide what to publish? How do we go about publishing to maximise distribution of new knowledge? WHAT DO I NEED TO KNOW TO BE A SUCCESSFUL AUTHOR?

Dry Bones



WHY DON'T MANY HEALTH PROFESSIONALS WRITE FOR PUBLICATION?

- I don't have anything interesting to say (too humble? Don't realise your own abilities?)
- I am too busy! I have too many other things to do!
- It's too hard!
- Couldn't be bothered (apathetic)
- Lack of support to get started and succeed
- Little culture of publishing in workplace

TIP:

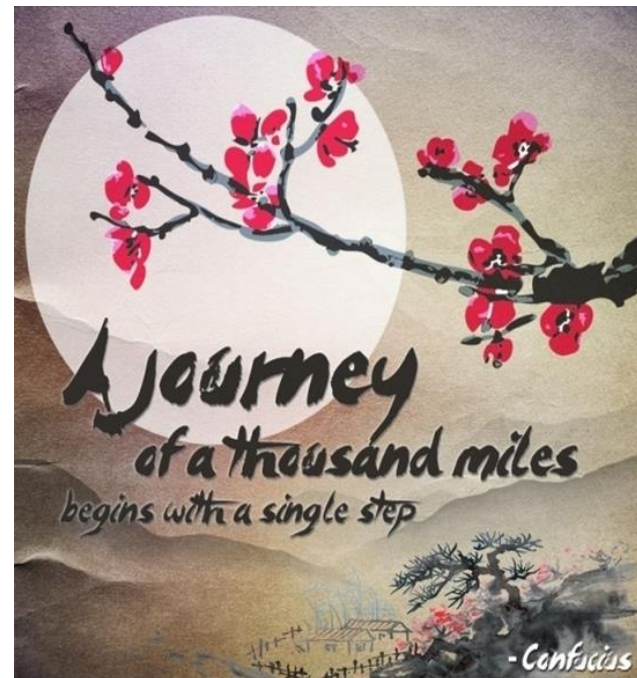
Remember all experts started out as novices.

Expertise grows with time, wanting to learn, hard work, and determination to make a difference!

LIKE ANYTHING IN LIFE, YOU NEED TO LEARN THE RULES OF THE GAME.


Learning about
publishing means
learning some rules,
some straightforward
steps.

Working hard at
something you might
know little about.



Why publish?

- To make money?
- Get promotion?
- So you can graduate?
- Personal satisfaction?
- Raise your self-importance?
- So you can get more research funds?
- Make your institution look good for government funding / rankings?



**Sharing evidence locally,
nationally and
internationally helps to:**

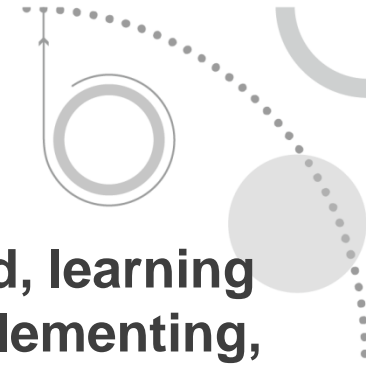
- **improve the health of
people and communities**
- **advance our knowledge
and skills as
professionals**

**The delivery of
nursing and health
care should be:**

- **Evidence-based as
much as possible**
- **Involve the
generation of
evidence**



Achieving global health: Education



KEY WORDS: Keeping current/up-to-date, broad-minded, learning and sharing across cultures and countries, planning, implementing, evaluating, and modifying, collaborating and consulting, resourcing.

Developing health professionals to high standards involves research of many kinds

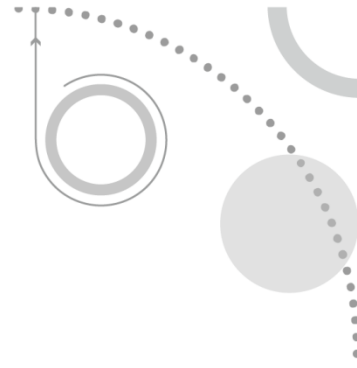
Without current knowledge and skills we cannot improve health

Without research and experience we cannot know what is best practice

Sharing evidence is good science: in journals, meetings, workshops, conferences, informal discussions, news letters, thro' community consultations...

Translating evidence for practice is critical, otherwise evidence is lost. And knowledge is outdated very quickly.

Turning into a writer: Self-talk needed



- You have to develop a sense of self worth.
- Try to be determined: “I can and will write, and be published.”
- I have something to say that is important (but make sure it is important!)
- I am “the expert” who can write with authority – no one else has my particular perspective (try not to be too humble - publishing is very competitive)
- Getting critiques, feedback from others is important.

A big problem in health care is the theory-practice gap

The gap between what is known (and sometimes taught) and what is used in practice

There are significant issues in translating research findings into practice in many countries, in many disciplines.

TIPS: Research teams to decide early about distributing research findings and possible ways to translate into practice.

What are the implications of the issue and your findings for:
Practice?

Policy?

Management and leadership?
Education?

or Government? (depends on the audience/journal)



An ongoing issue

Many health professionals, often produce high quality research but do not publish findings

They might present only at a conference or workshop

TIPS:

- Write up your research study or teaching project before presenting.
- It is then easier to write and give your presentation because you know the material well.
- Tidy up your manuscript and and submit!

Some 'rules' and strategies BEFORE you begin writing

- Understand the type of paper you want to write.
- Most journals will not accept data older than five years. (INR 4 years)
- Follow journal guidelines for authors very closely (find these on website of journal or in hard copy of journal).
- Download/copy 5-6 papers from chosen journal to help you understand formatting, understanding depth and content of writing. (especially papers that use your research or teaching methodologies).

Writing for publication

The process at first is challenging, and sometimes very frustrating.

Especially so when English is not your first language.

Success depends on attention to detail, following the guidelines for authors, (and many redrafts of a manuscript).

TIP: Wisely choose journal through research

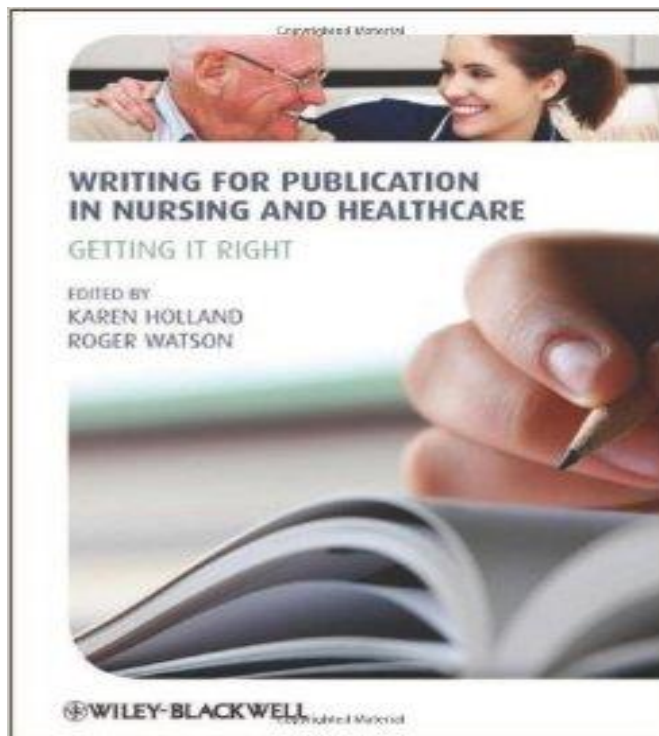
Who will be your audience?

- **Type of paper you want to publish?**
- **Who do you want to read it?**
- **Specialist versus generalist journal**
- **Look at the aim and scope of the journal in guidelines**
- **Talk to those with publishing experience**
- **Look at topics/articles in journals**



Where to go for more information?

www.nurseauthoreditor.com

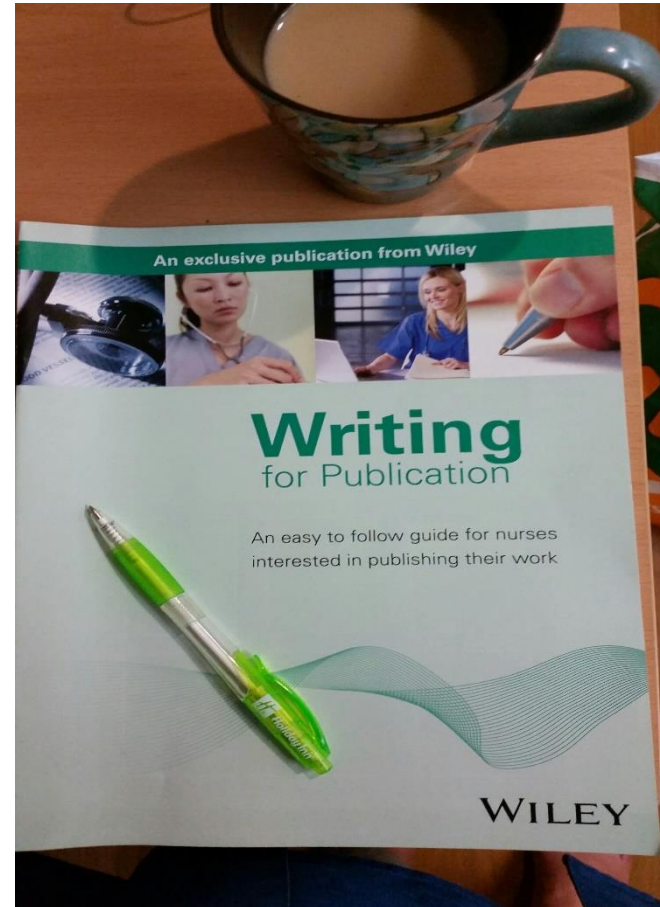


- Journal homepages for author guidelines
- Holland, K. & Watson, R. (Eds.) (2012). Writing for Publication in Nursing and Health Care: Getting it Right. Oxford: Wiley-Blackwell.
- Experienced authors as mentors
- Writing workshops

More information on choosing the journal

SCIMAGO: COUNTRY AND JOURNAL RANKINGS

<http://www.scimagojr.com/journalrank.php?area=2900>



WHAT TYPE OF PAPER DO YOU WANT TO WRITE?

Original research articles

Clinical articles

Discussion articles

Short reports

Case studies

Opinion pieces


Letters to editor

Editorials

EACH OF THESE MAY BE DIFFERENT IN STRUCTURE AND WORD LENGTH.

AGAIN SEE THE AUTHOR GUIDELINES.

REPORTING OF DIFFERENT TYPES OF MANUSCRIPT MIGHT REQUIRE SPECIAL GUIDELINES OR CHECKLISTS, eg Randomized Controlled Trials, Quality Improvement Trials, Evidence synthesis articles.



TIP: Choose the journal before you begin to write manuscript.

WHY?

DON'T WASTE TIME AND EFFORT!!

Or give yourself added frustration and stress



www.shutterstock.com · 100672822

Only when planning has finished, start writing !!

Some more tips

- **Set targets and count words.**
- **You MUST set date for submission and stick to it.**
- **Type headings and sub-headings into your file, and cut and paste, going back and forth.**
- **Keep the journal guidelines and the 5-6 articles nearby and refer to regularly.**
- **Ensure you FULLY REFERENCE AS YOU WRITE (in the body of the manuscript and reference list).**



More tips:

Author guidelines: Structure of abstract? Body of manuscript? Headings? How long in words or pages? Referencing style? How submitted? What files do you need to submit?

Set targets and count words: set small steps, eg 500 words per day. To achieve the writing of your 4,000-5,000 words, Revise, **MOVE BACK AND FORTH THROUGH MANUSCRIPT.**

Seek criticism (from researchers, colleagues, clinicians, statisticians) when you have finished your best draft.

Title, abstract and keywords are critical to access readers. Draft and redraft. Finalize title at end.

FORMAT OF RESEARCH ARTICLES

RESEARCH ARTICLE See p.5 of **Writing for publication.**

INTRODUCTION, BACKGROUND.

Give global then national and local context for problem and lit review.

THE STUDY:

Aim: research objectives, or hypotheses, or questions if appropriate

Design/methodology/theoretical underpinnings

Sample/participants

Data Collection

Validity and Reliability/Rigor as appropriate

Ethical considerations

Data Analysis

RESULTS/FINDINGS

DISCUSSION (Start with limitations, link to literature)

CONCLUSIONS

(Real conclusions, not just repetition of findings)

Recommendations for practice/research/education/policy/management as appropriate consistent with limitations.

SPECIAL RULES

1. PUBLICATION ETHICS AND PLARGIARISM p. 10-20.

- Address ethical considerations of research or practice article.
- Many international journals use software to check for plagiarism. Reference properly!!.
- Never copy another's work or even your own data from another publication.
- Authorship and order of authors (decide early about this before writing begins).

Person who has made most effort in research is first author.

Students are always first author if this is their project

Do not add in names of people as authors who have not contributed to study/project and/or writing and revision of manuscript!

Acknowledge participants and helpers.

Do not submit to more than one journal at a time.

More than one article from a study? Write on different aspects and different data.

2. COPYRIGHT

Provides the holder of copyright with rights to control the way their material can be used

Copyright covers how material is distributed, copied and adapted.

Don't breach copyright.

Read guidelines on p. 18 and author guidelines.

Consult publisher if you are unsure



Writing for publication booklet sections

pp. 6-8 Writing an evidence synthesis article

Synthesizing, interpreting and theorising about evidence.

(eg systematic literature review, concept analysis)

p.9 Writing a clinical article

Getting messages across to frontline staff in clinical settings requires different writing strategies:

1. Clinical staff do not read research articles or journals regularly
2. Language may be complicated, full of jargon or statistics they do not understand.
3. Cannot evaluate quality of research.

Clear, concise writing, written so that the implications of your research are acceptable to clinicians.

Special Considerations About Reviews

Systematic versus narrative reviews

Systematic/Integrative Review

Highly focused on a specific evidence topic or question

Specified format (PRISMA for example)

Literature search strategy defined

Specific review criteria for selected studies

Evidence tables

Summary and conclusions about the body of studies

quantitative

qualitative

Specifies what this adds to prior reviews

Narrative Review

Expert summary of a field or topic; more general focus

Prior traditional approach

Subject to many biases

Table 1. Synthesis Methods and Defining Characteristics

Synthesis method	Defining characteristics
Systematic review	Research synthesis of studies with homogenous quantitative designs, sample, intervention, and outcome
Meta-analysis	A type of systematic review that combines evidence using statistical methods
Integrative review	Synthesis of research or literature with heterogeneous designs. Can include theoretical articles.
Scoping review	Broad review of literature to map key concepts, types of evidence, and gaps in research in a defined area
Qualitative synthesis	Research synthesis of studies with qualitative designs
Mixed studies review	Research synthesis of studies with both quantitative and qualitative designs
RE-AIM review	Review of the reach, efficacy, adoption, implementation, and maintenance of an intervention
Umbrella review	Review of systematic reviews

Knafl &
Whittemore,
2017

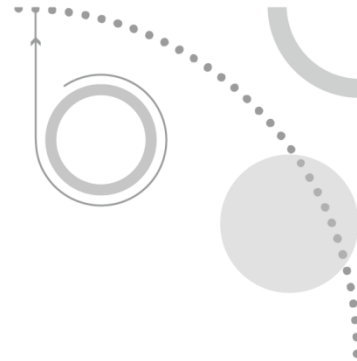
Useful References re Systematic Reviews

Whittemore R, Knafl K. (2005) The integrative review: updated methodology. *Journal of Advanced Nursing*, 52(5):546–553. DOI: 10.1111/j.1365-2648.2005.03621.x

Knafl K, Whittemore R. (2017) Top 10 tips for undertaking synthesis research. *Research in Nursing and Health*, March 7 early view online DOI: 10.1002/nur.21790

Rew, L. (2011). The systematic review of literature: Synthesizing evidence for practice. *Journal for Specialists in Pediatric Nursing*, 16(1), 64–69. doi:10.1111/j.1744-6155.2010.00270.x

Umscheid CA.(2013) A Primer on Performing Systematic Reviews and Meta-analyses. *Clinical Infectious Diseases* 2013;57(5):725–734. DOI: 10.1093/cid/cit333



Special considerations

Publishing from a thesis: requires special techniques.

Do it soon.

? How many publications

? When to publish

**Suggested timetable for writing from doctoral thesis
(master thesis: less articles)**

- 1. Literature review (especially systematic review)**
- 2. Methodological article**
- 3. One or two articles from study results**
- 4. Important to consider publishing different articles
in your own language as well as English**

WHAT ELSE? WRITING SKILLS:

GOOD COMMUNICATION: see pp14-15

AVOID JARGON (REMEMBER YOUR INTERNATIONAL AUDIENCE)

ENGLISH WRITING: SINGULAR, PLURAL, GENDER, PAST, PRESENT AND FUTURE TENSE.

ABBREVIATIONS: EXPLAIN THE FIRST TIME YOU USE THEM.

USE DIRECT WRITING STYLE AND AVOID LONG SENTENCES.

WATCH PUNCTUATION.

AVOID REPETITION OF PHRASES.

ENGLISH A PROBLEM?

A COPY EDITOR?

RESEARCHER WITH STRONG ENGLISH SKILLS?

DRAFT AND REDRAFT IN ENGLISH.

USE SPELLING AND GRAMMAR CHECKERS ON COMPUTER.

READ OUT ALOUD TO YOURSELF

GET OTHERS TO READ YOUR BEST DRAFT AND GIVE FEEDBACK, E.G. CLINICIANS.

SUBMISSION OF MANUSCRIPT: Plan ahead ... getting to publication takes time!

**Read and re-read manuscript,
check author guidelines**

**All co-authors must agree on
final version**

Don't rush the submission.

**Make sure you have all
information ready for online
submission.**

**After submission you should
receive notification that
submission was successful.**

**Good journals have good peer
review processes.**

**You might have to wait up to 2-
3 months to get a first
decision:**

Minor revision

Major revision

Reject

Reject and resubmit

Accept.

Process of Reviewing

Peer Review

Blinded or Unblinded

Blinded: Author
and Reviewers
are not identified
to one another.

Editor and other senior members of editing team.
look at manuscripts and decide to:

1. Send for review or
2. Reject or
3. Ask for more information.

Review by 2-3 international experts in topic
and/or methodology.

Feedback to editors, decision made, feedback to
you.

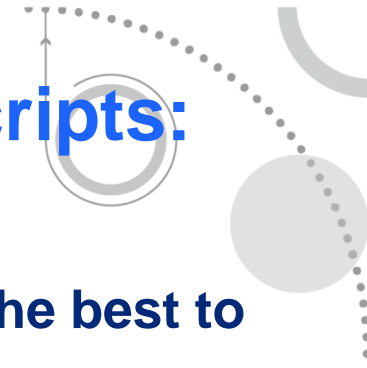
Then revise asap, and answer all requests for
change carefully.

Explain what you have changed and where in the
manuscript.

Resubmit for re-review.

Normally these processes take 1-4 revisions
before acceptance.

Common reasons for rejection of manuscripts:



- **Journal has too many submissions: so editors choose the best to review.**
- **Topic might not be a priority for publishing at a given time.**
- **Author guidelines not followed. Wrong journal chosen.**
- **Poor structure, sections missing.**
- **Poor English grammar and punctuation. Content responsibility belongs to AUTHORS, not journal editors, reviewers or publishers.**
- **Submission process not followed properly. Documents missing.**
- **Plagiarism - intended or unintended.**
- **No new insights offered on topic. (repetitious research)**

**All would-be authors get rejections at some stage!
Even journal editors! Treat a rejection as the start of
the next submission.**

TIPS : Planning ahead helps reduce rejection.

Pay attention to fine detail (structure, punctuation, grammar, content).

Drafting, redrafting, redrafting.

Finding writing mentor/co-author/ methodology expert outside of research team. (Don't be shy. As a novice writer this is important)

Need an English translator? (don't use software to translate!)

Native English speaker with history of publication



Process of review

Is made longer when authors do not answer the reviewer or editor's requests for change or do not provide enough information.

**ATTENTION TO
DETAIL CRITICAL**

**WHEN MANUSCRIPT
ACCEPTED, A PROOF COPY
WILL BE SENT TO BY THE
PUBLISHER FOR AUTHORS TO
TO CHECK AND MAKE
FURTHER CHANGES.**

AFTER THE HARD ROAD OF WRITING, REVISING, CELEBRATE!!!





THANKS FOR LISTENING
QUESTION TIME.